

SF-NC608 8-Port Serial Device Server



Key Features

- 10/100M auto-sensing Ethernet
- 8 serial ports supporting RS-232/422/485
- Built-in 15 kV ESD surge protection for all serial signals
- Supporting modes: TCP realport/UDP realport/ Multi screens TTY/PPP dialout/PPP daemon/Line printer daemon/MCP/ Simple UDP/Group realport
- Configure via Telnet/Web
- Wide DC Input Range (DC5-48V)option
- Dimension(mm):160(L)X89(W)X29(H)

Product Introduction

The SF-NC600 is a serial port devices connected to the ability of serial ports connected to the server, for the RS232/422/485 serial port types with 10 /100M Ethernet, can centralized manage the dispersed serial devices, the host through the network and make them are simple,convenient. Support HTTP, TCP, UDP, ARP, ICMP, DNS and DHCP protocol, supports Windows Native COM and network interruption automatically restore and connect. In addition, powerful management configuration tool based on Windows platform and the WEB management interface, step by step to guide users to supervise and control the equipment configuration, all the equipments can be achieved through the network or serial port, supported the gateway, routing the communication, easy to set up the IP address, Server and Client mode, packet size etc. Through a simple setting can be achieved a serial port devices connected to the Internet immediately.

Ordering Information

SF-NC608 Port 8 Serial Device Server

Model NO.	Description
SF-NC608	8xRS232,1x10/100M Ethernet port 8-port RS232 Device Server,15 KV ESD protection RS232 is RJ45 interface

SF-NC608-4M	4xRS232,4xRS422/485,1x10/100M Ethernet port 4-port RS232,2-port RS422/485 Device Server,15 KV ESD protection R232/422/485 is RJ45 interface
SF-NC608-8M	8xRS422/485,1x10/100M Ethernet port 8-port RS422/485 Device Server,15 KV ESD protection RS422/485 is RJ45 interface
SF-NC608-8MD	8xRS422/485,1x10/100M Ethernet port 8-port RS422/485 Device Server,15 KV ESD protection RS422/485 is terminal interface
SF-NC608B	8xRS232/422/485,1x10/100M Ethernet port 8-port RS232/422/485 Device Server,15 KV ESD protection RS232/422/485 is terminal interface
Notes	DC 5V/12V/24V/48V Power supply, you can choose
	30cm RJ45 to DB9,You can choose
	RS232/422/485 is RJ45 or Terminal Interface

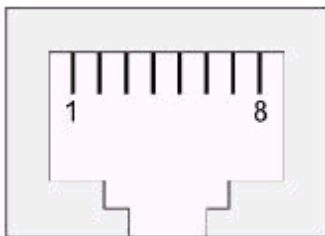
Product parameters

Items	Description
Model	SF-NC608 Series
CPU	32bit,100 MHZ
Memory	8M
Ethernet interface	Number of Ports:1
	Speed: 10/100 Mbps, auto MDI/MDIX
	Connector:8-pin RJ45
	Magnetic Isolation Protection: 2.4 kV built-in
	Default IP address:192.168.0.233
Serial interface	Number of Ports:8
	Connectors:RJ45 or Plug-in terminal
	Serial Signal: RS-232:TxD/RxD/RTS/CTS/DTR/DSR/DCD/GND RS422: Tx+, Tx-, Rx+, Rx-, GND RS-485-4w: Tx+, Tx-, Rx+, Rx-, GND RS-485-2w: Data+, Data-, GND
	Serial Communication Parameters Data Bits: 5, 6, 7, 8 Stop Bits: 1, 1.5, 2 Parity: None, Even, Odd, Space, Mark Flow Control: RTS/CTS and DTR/DSR (RS-232 only), XON/XOFF Baudrate: 300bps to 460.8 kbps
Line Protection:	5 kV ESD protection for all signals
	Terminator for RS-485: 120 Ω

Software	Network Protocols: ICMP, IPv4, TCP, UDP, DHCP, BOOTP, Telnet, DNS, SNMP V1, HTTP, SMTP, SNTP, Rtelnet, ARP
	Configuration Options: Web Console, Telnet Console, Windows Utility
	Operating Mode: TCP realport,UDP realport,Multi screens TTY,PPP dialout,PPP daemon/Line printer daemon/MCP/ Simple UDP/Group realport
	Windows Real COM Drivers: Windows 95/98/ME/NT/2000, Windows XP/2003/Vista/2008/7/8/8.1 (x86/x64), Windows 2008 R2/2012/2012 R2 (x64), Windows Embedded CE 5.0/6.0, Windows XP Embedded Linux Real TTY Drivers: Linux 2.4.x, 2.6.x
Physical Characteristics	Housing: Meta
	Dimensions: Without mounting kit: 160 x89x 29 mm With mounting kit: 160 x 89x 29 mm
Environmental Limits	Operating Temperature: Standard Models: 0 to 55°C (32 to 131°F) Wide Temp. Models: -40 to 75°C (-40 to 167°F)
	Storage Temperature: -40 to 75°C (-40 to 167°F)
	Ambient Relative Humidity: 5 to 95% (non-condensing)
Power	Input Voltage: 5 /12/24/48 VDC, Default:DC5V/2A
Warranty	5 years

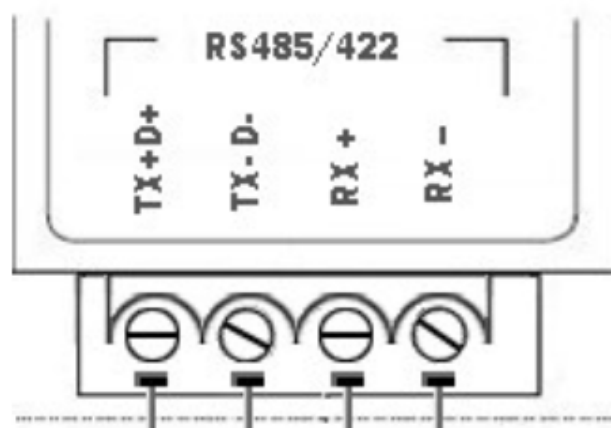
• Pin Assignment:

RJ45 Connector

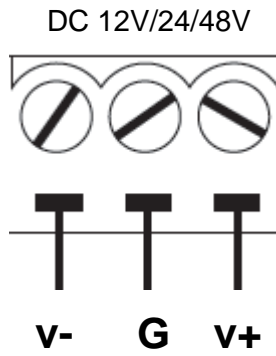


RJ45	RS-232	RS-485 HALF	RS-485 FULL	RS-422
1	TxD	DATA+	TxD+	TxD+
2	RxD	DATA-	TxD-	TxD-
3	RTS		RxD+	RxD+
4	CTS		RxD-	RxD-
5	DSR			
6	GND	GND	GND	GND
7	DTR			
8	DCD			

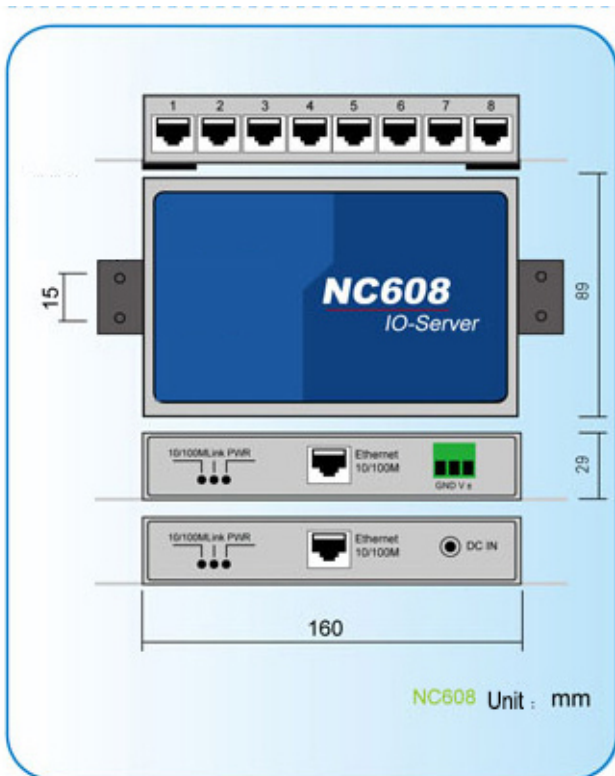
Plug-in terminal



Power Assignment:



Dimension:



• Package Checklist

- SF-NC600 serial device server
- DC5V to 220AC power adapter (option)
- RJ45 to DB9 Cable(option)
- Documentation and software CD

Shi Fang Communication Technology